

# EXTERNAL TRANSFER

Send money to anyone at any time!

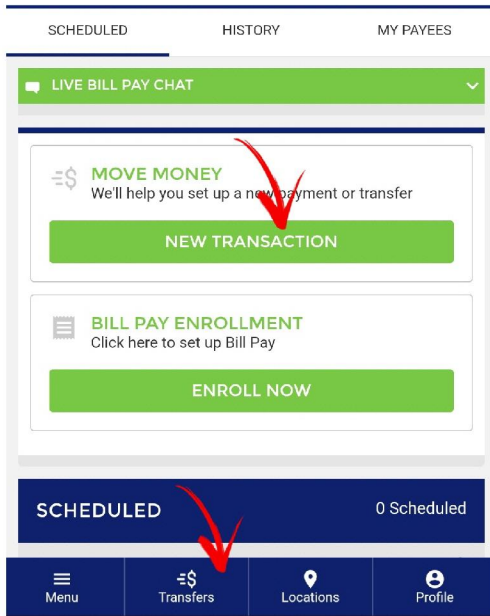
## PERSON TO PERSON TRANSFER INSTRUCTIONS:

Once your payee is set up you can just click their name and send any time!!

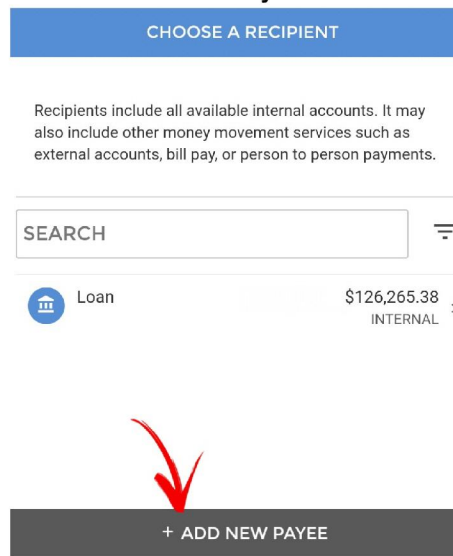


DOWNLOAD OUR APP  
SouthernTrust Bank Mobile

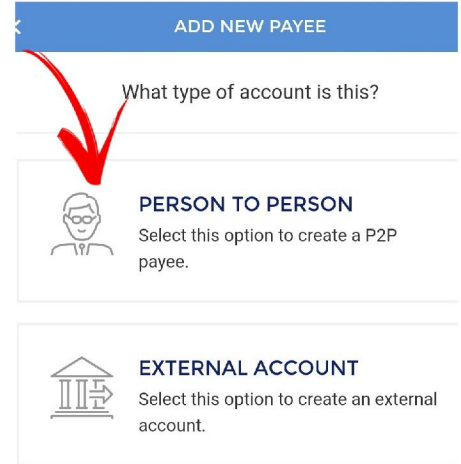
1. Click "Move Money" or "Transfers" tab and choose "New Transaction"



2. Choose the payee, or add someone new by clicking "Add New Payee"



3. Click "Person to Person"



4. Fill in their name, and chose a payment method

What is this person's name?  
FIRST NAME required  
LAST NAME required

PAYMENT METHOD  
Please choose how you would like to pay this person.

Send Via Email    Send Via Text Message    Enter Payee Debit Card

SEND VIA TEXT MESSAGE  
This will send a text message containing a registration link to the phone number provided. The recipient will use the link to visit a secure site to enter debit card details needed for payments to process.

MOBILE PHONE NUMBER required

ADD PAYEE

5. They will receive a link to input their information, privately and secure.

ACCEPT INVITE

SOUTHERNTRUST BANK

Enter your information below:

DEBIT CARD NUMBER required  
EXPIRATION DATE required

ACCEPT

\*the link expires in 3 days

6. When they finish, you will be able to send the funds!

DETAILS

Checking → John Smith

Enter P2P Amount:  
AMOUNT required

How should this payee be notified?  
 Email  
 Phone  
 No notification

PHONE NUMBER

Send a Note.  
NOTE

CONTINUE →



## Payment Failed Reasons

- \*You are attempting to send above the daily limit of \$500.00
- \*There are insufficient funds in the account to cover the payment
- \*Recipient was unable to validate their debit card information
- \*The recipient did not validate their debit card information within 3 days and the link expired
- \*The recipient's debit card is expired or invalid

If additional assistance is needed, please contact us at (618)-998-0098.